



博信康复  
BOXIN RECOVERY

**HEBEI BOXIN RECOVERY EQUIPMENT CO.,LTD.**

## **Manual Turnover Nursing Bed**

### **User Manual**

**Five Function Electric Medical Bed in this manual are constructed to the following standards: ISO, CE**

※ Product can have different forms of head/foot boards, different side rails ,different casters and different mattress platform.

## 1. Designated Use

This bed is designed for positioning and transporting patients, as an aid to treating, and alleviating illnesses or compensating for injuries or disabilities.



example

## 2. Functions

### **-Back lifting function**

Free adjustment to 0-85 degree,relax the back pressure and adjust the posture of sitting.

### **-Leg up and down function**

Reduction of leg muscle atrophy,help the leg blood circulation.

### **-Wash feet function**

Lay down the legs,remove the tail of the bed to wash the patient's feet.

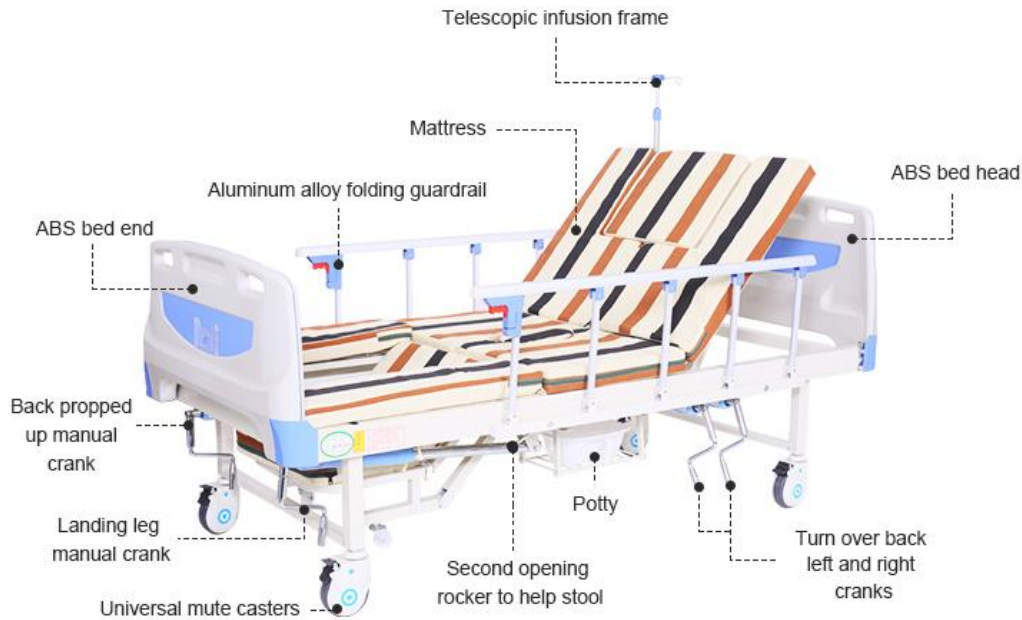
### **-Turn over function**

Effective prevention of bed sore by left and right turn over.

### **-Help stool function**

Shake the rocker to open the hole,convenient and easy to clean.

### 3. Components of the Bed



example

### 4. Technical Data

Overall bed length	2160 ± mm
Overall bed width	960 ± mm
Overall bed height	500 ± mm
Mattress base length	1900 ± mm
Mattress base width	900 ± mm
Backrest angle	0-70°
Leg section angle	-80° -35°
Safe working load, Max. load	250KG
Bed frame on sides	Thickness:1.1mm
Bed frame at ends	Thickness:1.2mm
Bed leg	Thickness:0.8mm
Bed panel	Thickness:1.0mm

## 5. Packing



Packing type	Carton
Package size	2.2 ± *0.96 ± *0.40 ± m
NW	73kg
GW	83kg

## 6. Method of operating the crank



example

## 7.Warning

7.1 This hospital bed may only be operated by persons who have received instruction from the operator in its safe operation. If the hospital bed changes ownership, the instruction manual must be handed over with the bed.

7.2 After ANY adjustments, repair or service and BEFORE use, make sure that all attaching hardware is tightened securely - otherwise injury or damage may result.

7.3 If any damage or malfunction is suspected, take the bed out of service at once until it has been repaired or the damaged component has been replaced!

- 7.4 This bed must not be modified without authorization by the manufacturer.
- 7.5 Efficient and safe operation combined with maximum protection of patients can only be guaranteed if original accessories are used that are designed for the relevant model of bed!

## 8.Limited Warranty

### LIMITED WARRANTY

Applicable warranty periods commencing from date of shipment are as follows:

- Welds..... 1 year
- Mechanical components ..... 1

## EXCLUSIONS

The warranty does not cover and we shall not be liable for the following:

- 1) Defects, damage, or other conditions caused, in whole or in part, by misuse, abuse, negligence, alteration, accident, freight damage, tampering or failure to seek and obtain repair or replacement in a timely manner;
- 2) Products which are not installed, used, or properly cleaned and maintained as required in the official manual for the applicable product;
- 3) Products considered to be of a non-durable nature including, but not limited to: casters, side rail, IV pole, lifting pole, head/foot board;
- 4) Accessories or parts not provided ;
- 5) Charges by anyone for adjustments, repairs, replacement parts, installation or other work performed upon or in connection with such products which are not expressly authorized in writing, in advance,
- 6) Any labor or shipping charges incurred in the replacement part installation or repair;
- 7) Costs and expenses of regular maintenance and cleaning;
- 8) Representations and warranties made by any person or entity other than .

## 9.MAINTENANCE, CLEANING AND Inspection

Maintenance and cleaning procedures should be performed at least once a year or as required.

- 9.1 Wipe down the bed with a disinfectant.
- 9.2 Allow the bed to dry completely before using.
- 9.3 Check casters to ensure they lock, if applicable, and roll properly.
- 9.4 Inspect all bed components for damage or excessive wear.
- 9.5 Visually examine all welds for cracks.
- 9.6 Inspect the deck components for bending or damage.
- 9.7 Check actuator ends and its mounting hardware for bending or excessive wear.
- 9.8 Inspect all bolts and fasteners. (Do not over tighten bolts at pivot points.)

## 10. Accessories

Hospital bed accessories are available for selection, and we are continuously expanding our range of accessories.

<input type="checkbox"/> Mattress	
<input type="checkbox"/> Infusion stand	
<input type="checkbox"/> Shampoo Basin	
<input type="checkbox"/> Bed pan	
<input type="checkbox"/> Dining table board	



博信康复  
BOXIN RECOVERY

HEBEI BOXIN RECOVERY EQUIPMENT CO.,LTD.

# Flat Hospital Bed

## User Manual

**Flat Medical Bed in this manual are constructed to the following standards: ISO, CE**

※ Product can have different forms of head/foot boards, different side rails ,different casters and different mattress platform.





## 1. Designated Use

This bed is designed for positioning and transporting patients, as an aid to treating, and alleviating illnesses or compensating for injuries or disabilities.



example

## 2. Functions

	<input type="checkbox"/> Backrest
	<input type="checkbox"/> Thigh rest
	<input type="checkbox"/> Auto contour
	<input type="checkbox"/> Bed surface height adjustment function

## 3. Components of the Bed

### 3.1 Headboards and Foot-boards

The standard version of the bed comes with removable head and foot-boards to provide better access to the patient in certain cases.

Aluminum Alloy, Iron,Plastic, wooden,Detachable	
--	--

### 3.2 Side rail

The bed is equipped with safety sides to protect the patient from accidentally falling out of bed.

Aluminum Alloy, Iron,Plastic, wooden,Foldable	
--	--

#### Risk of Entrapment and Crushing

- ※There is a risk of the patient's limbs being trapped or crushed when lowering the safety sides.
- ※Before lowering the safety sides, ensure that the patient's limbs are not in the path of the safety side rails.

### 3.3 Castor

The bed is equipped with four lockable castors which can be operated separately. As a general rule, always apply the brakes when the bed is not being moved or when a patient is left unattended in the bed.

castor	
--------	--

#### Warning

- ※As a general rule, always apply the brakes when the bed is not being moved or when a patient is left unattended in the bed.

### 3.4 Chassis

The bed is made predominantly of high-quality iron boards coated with a polyester powder finish. All surfaces are safe for contact with the skin. The mattress base is divided into a backrest, a seat section, a thigh rest and a lower leg rest. The backrest and thigh rest can be adjusted separately.

Plastic or Iron and etc	
-------------------------	--

## 4. Technical Data

Overall bed length	2160±mm
Overall bed width	960±mm
Overall bed height	500±mm
Mattress base length	1900±mm
Mattress base width	900±mm
Safe working load, Max. load	250KG
Bed frame on sides	Thickness:1.0mm
Bed frame at ends	Thickness:1.0mm
Bed leg	Thickness:1.0mm
Bed panel	Thickness:0.8mm

## Weight

Safe working load	Example: With Weight of Accessories	= Permissible Weight of Patient
250kg	10kg	240kg
	40kg	210kg

\*The Safe Working Load is the total weight, including the resident, mattress, bedding, head and foot boards, side rails, and other accessories evenly distributed on the sleep deck.

## 5. Packing



Packing type	Carton
Package size	2.16±*0.95± *0.13±m
NW	40kg
GW	45kg



## 6.Warning

- 7.1 This hospital bed may only be operated by persons who have received instruction from the operator in its safe operation. If the hospital bed changes ownership, the instruction manual must be handed over with the bed.
- 7.2 After ANY adjustments, repair or service and BEFORE use, make sure that all attaching hardware is tightened securely - otherwise injury or damage may result.
- 7.3 If any damage or malfunction is suspected, take the bed out of service at once until it has been repaired or the damaged component has been replaced!
- 7.4 This bed must not be modified without authorization by the manufacturer.
- 7.5 Efficient and safe operation combined with maximum protection of patients can only be guaranteed if original accessories are used that are designed for the relevant model of bed!

## 7.Limited Warranty

### LIMITED WARRANTY

Applicable warranty periods commencing from date of shipment are as follows:

Welds.....	1 year
Mechanical components .....	1

## EXCLUSIONS

The warranty does not cover and we shall not be liable for the following:

- 1) Defects, damage, or other conditions caused, in whole or in part, by misuse, abuse, negligence, alteration, accident, freight damage, tampering or failure to seek and obtain repair or replacement in a timely manner;
- 2) Products which are not installed, used, or properly cleaned and maintained as required in the official manual for the applicable product;
- 3) Products considered to be of a non-durable nature including, but not limited to: casters, side rail, IV pole, lifting pole, head/foot board;
- 4) Accessories or parts not provided ;
- 5) Charges by anyone for adjustments, repairs, replacement parts, installation or other work performed upon or in connection with such products which are not expressly authorized in writing, in advance, 6) Any labor or shipping charges incurred in the replacement part installation or repair;
- 7) Costs and expenses of regular maintenance and cleaning;
- 8) Representations and warranties made by any person or entity other than .

## 8.MAINTENANCE, CLEANING AND Inspection




Maintenance and cleaning procedures should be performed at least once a year or as required.

- 9.1 Wipe down the bed with a disinfectant.
- 9.2 Allow the bed to dry completely before using.
- 9.3 Check casters to ensure they lock, if applicable, and roll properly.

- 9.4 Inspect all bed components for damage or excessive wear.
- 9.5 Visually examine all welds for cracks.
- 9.6 Inspect the deck components for bending or damage.
- 9.7 Check actuator ends and its mounting hardware for bending or excessive wear.
- 9.8 Inspect all bolts and fasteners. (Do not over tighten bolts at pivot points.)

## 9. Accessories

Hospital bed accessories are available for selection, and we are continuously expanding our range of accessories.

<input type="checkbox"/> Mattress	
<input type="checkbox"/> Infusion stand	
<input type="checkbox"/> Dining table	



博信康复  
BOXIN RECOVERY

HEBEI BOXIN RECOVERY EQUIPMENT CO.,LTD.

## One Function Manual

### Hospital Bed

### User Manual

**One Function Manual Medical Bed in this manual are constructed to the following standards: ISO, CE**

※ Product can have different forms of head/foot boards, different side rails ,different casters and different mattress platform.

## 1. Designated Use

This bed is designed for positioning and transporting patients, as an aid to treating, and alleviating illnesses or compensating for injuries or disabilities.



example

## 2. Functions

	<input checked="" type="checkbox"/> Backrest
---	--

## 3. Components of the Bed

### 3.1 Headboards and Foot-boards

The standard version of the bed comes with removable head and foot-boards to provide better access to the patient in certain cases.

Aluminum Alloy, Iron,Plastic, wooden,Detachable	
--	--

### 3.2 Side rail

The bed is equipped with safety sides to protect the patient from accidentally falling out of bed.

Aluminum Alloy, Iron,Plastic, wooden,Foldable	
--	--

#### Risk of Entrapment and Crushing

- ※There is a risk of the patient's limbs being trapped or crushed when lowering the safety sides.
- ※Before lowering the safety sides, ensure that the patient's limbs are not in the path of the safety side rails.

### 3.3 Castor

The bed is equipped with four lockable castors which can be operated separately. As a general rule, always apply the brakes when the bed is not being moved or when a patient is left unattended in the bed.

castors	
---------	--

#### Warning

- ※As a general rule, always apply the brakes when the bed is not being moved or when a patient is left unattended in the bed.

### 3.4 Chassis

All surfaces are safe for contact with the skin. The mattress base is divided into a backrest, a seat section, a thigh rest and a lower leg rest. The backrest and thigh rest can be adjusted separately.

Plastic or Iron and etc	
-------------------------	--

### 3.5 Control system

To position the desired end of the bed, turn the crank.  
 Raise and lower the cranks at the foot of the bed to make sure they work correctly.

crank	
-------	--

## 4. Technical Data

Overall bed length	2160±mm
Overall bed width	960±mm
Overall bed height	500±mm
Mattress base length	1900±mm
Mattress base width	900±mm
Backrest angle	0-70°
Safe working load, Max. load	250KG
Bed frame on sides	Thickness:1.0mm
Bed frame at ends	Thickness:1.0mm
Bed leg	Thickness:1.0mm
Bed panel	Thickness:0.8mm

## Weight

Safe working load	Example: With Weight of Accessories	= Permissible Weight of Patient
250kg	10kg	240kg
	40kg	210kg

\*The Safe Working Load is the total weight, including the resident, mattress, bedding, head and foot boards, side rails, and other accessories evenly distributed on the sleep deck.

## 5. Packing



Packing type	Carton
Package size	2.16±*0.96± *0.25±m
NW	40kg
GW	45kg

## 6.Manual operation

NOTE: For this procedure, refer to FIGURE6.1



6.1

## 7.Warning

7.1 This hospital bed may only be operated by persons who have received instruction from the operator in its safe operation. If the hospital bed changes ownership, the instruction manual must be handed over with the bed.

7.2 After ANY adjustments, repair or service and BEFORE use, make sure that all attaching hardware is tightened securely - otherwise injury or damage may result.

7.3 If any damage or malfunction is suspected, take the bed out of service at once until it has been repaired or the damaged component has been replaced!

7.4 This bed must not be modified without authorization by the manufacturer.

7.5 Efficient and safe operation combined with maximum protection of patients can only be guaranteed if original accessories are used that are designed for the relevant model of bed!

## 8.Limited Warranty

### LIMITED WARRANTY

Applicable warranty periods commencing from date of shipment are as follows:

Welds..... 1 year

Mechanical components ..... 1

## EXCLUSIONS

The warranty does not cover and we shall not be liable for the following:

- 1) Defects, damage, or other conditions caused, in whole or in part, by misuse, abuse, negligence, alteration, accident, freight damage, tampering or failure to seek and obtain repair or replacement in a timely manner;
- 2) Products which are not installed, used, or properly cleaned and maintained as required in the official manual for the applicable product;
- 3) Products considered to be of a non-durable nature including, but not limited to: casters, side rail, IV pole, lifting pole, head/foot board;
- 4) Accessories or parts not provided ;
- 5) Charges by anyone for adjustments, repairs, replacement parts, installation or other work performed upon or in connection with such products which are not expressly authorized in writing, in advance, 6) Any labor or shipping charges incurred in the replacement part installation or repair;
- 7) Costs and expenses of regular maintenance and cleaning;
- 8) Representations and warranties made by any person or entity other than .


## 9.MAINTENANCE, CLEANING AND Inspection



Maintenance and cleaning procedures should be performed at least once a year or as required.

- 9.1 Wipe down the bed with a disinfectant.
- 9.2 Allow the bed to dry completely before using.
- 9.3 Check casters to ensure they lock, if applicable, and roll properly.
- 9.4 Inspect all bed components for damage or excessive wear.
- 9.5 Visually examine all welds for cracks.
- 9.6 Inspect the deck components for bending or damage.
- 9.7 Check actuator ends and its mounting hardware for bending or excessive wear.
- 9.8 Inspect all bolts and fasteners. (Do not over tighten bolts at pivot points.)

## 10. Accessories

Hospital bed accessories are available for selection, and we are continuously expanding our range of accessories.

<input type="checkbox"/> Mattress	
-----------------------------------	---

<input type="checkbox"/> Infusion stand	
<input type="checkbox"/> Dining table	



博信康复  
BOXIN RECOVERY

**HEBEI BOXIN RECOVERY EQUIPMENT CO.,LTD.**

# **Two Function Manual Medical Bed User Manual**

**Two Function Electric Medical Bed in this manual are constructed to the following standards:  
ISO, CE**

※ Product can have different forms of head/foot boards, different side rails ,different casters and different mattress platform.



# 1. Designated Use

This bed is designed for positioning and transporting patients, as an aid to treating, and alleviating illnesses or compensating for injuries or disabilities.



example

# 2. Functions

	<input checked="" type="checkbox"/> Backrest
	<input checked="" type="checkbox"/> Legrest

# 3. Components of the Bed

## 3.1 Headboards and Foot-boards, with controller

The standard version of the bed comes with removable head and foot-boards to provide better access to the patient in certain cases.

Aluminum Alloy, Iron,Plastic, wooden,Detachable	
---	--

## 3.2 Side rail

The bed is equipped with safety sides to protect the patient from accidentally falling out of bed.

Aluminum Alloy, Iron,Plastic, wooden,Foldable	
---	--

### Risk of Entrapment and Crushing

- ※There is a risk of the patient's limbs being trapped or crushed when lowering the safety sides.
- ※Before lowering the safety sides, ensure that the patient's limbs are not in the path of the safety side rails.

### 3.3 Castor

The bed is equipped with independent brake 4pcs single castors. As a general rule, always apply the brakes when the bed is not being moved or when a patient is left unattended in the bed.

castors	
---------	--

Warning  
 ※As a general rule, always apply the brakes when the bed is not being moved or when a patient is left unattended in the bed.

### 3.4 Chassis

All surfaces are safe for contact with the skin. The mattress base is divided into a backrest, a seat section, a thigh rest and a lower leg rest. The backrest and thigh rest can be adjusted separately.

Plastic or Iron and etc	
-------------------------	--

### 3.5 Control system

To position the desired end of the bed, operate the crank.

crank	
-------	--

## 4. Technical Data

Overall bed length	2160±mm
--------------------	---------

Overall bed width	960±mm
Overall bed height	500±mm
Mattress base length	1900±mm
Mattress base width	900±mm
Backrest angle	0-70°
Leg section angle	0-35°
Safe working load, Max. load	250KG
Bed frame on sides	Thickness:1.1mm
Bed frame at ends	Thickness:1.1mm
Bed leg	Thickness:0.8mm
Bed panel	Thickness:0.8mm

## Weight

Safe working load	Example: With Weight of Accessories	= Permissible Weight of Patient
250kg	10kg	240kg
	40kg	210kg

\*The Safe Working Load is the total weight, including the resident, mattress, bedding, head and foot boards, side rails, and other accessories evenly distributed on the sleep deck.

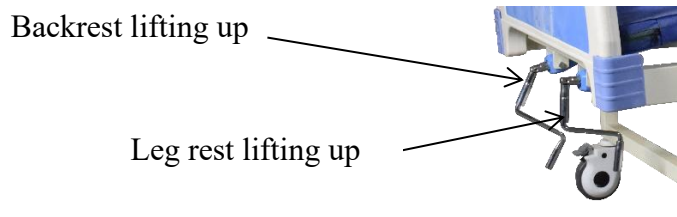
## 5. Packing



Packing type	Carton
Package size	2160±mm*960±mm*220±mm
NW	55kg
GW	60kg

## 6. Manual Operation

NOTE: For this procedure, refer to below picture



## 7.Warning

7.1 This hospital bed may only be operated by persons who have received instruction from the operator in its safe operation. If the hospital bed changes ownership, the instruction manual must be handed over with the bed.

7.2 After ANY adjustments, repair or service and BEFORE use, make sure that all attaching hardware is tightened securely - otherwise injury or damage may result.

7.3 If any damage or malfunction is suspected, take the bed out of service at once until it has been repaired or the damaged component has been replaced!

7.4 This bed must not be modified without authorization by the manufacturer.

7.5 Efficient and safe operation combined with maximum protection of patients can only be guaranteed if original accessories are used that are designed for the relevant model of bed!

## 8.Limited Warranty

### LIMITED WARRANTY

Applicable warranty periods commencing from date of shipment are as follows:

Welds..... 1 year

Mechanical components ..... 1 year

All other durable components not listed above:.....1 year

## EXCLUSIONS

The warranty does not cover and we shall not be liable for the following:

- 1) Defects, damage, or other conditions caused, in whole or in part, by misuse, abuse, negligence, alteration, accident, freight damage, tampering or failure to seek and obtain repair or replacement in a timely manner;
- 2) Products which are not installed, used, or properly cleaned and maintained as required in the official manual for the applicable product;
- 3) Products considered to be of a non-durable nature including, but not limited to: casters, side rail, IV pole, lifting pole, head/foot board;
- 4) Accessories or parts not provided ;
- 5) Charges by anyone for adjustments, repairs, replacement parts, installation or other work performed upon or in connection with such products which are not expressly authorized in writing, in advance,
- 6) Any labor or shipping charges incurred in the replacement part installation or repair;
- 7) Costs and expenses of regular maintenance and cleaning;
- 8) Representations and warranties made by any person or entity other than .




## 9.MAINTENANCE, CLEANING AND Inspection

Maintenance and cleaning procedures should be performed at least once a year or as required.

- 9.1 Wipe down the bed with a disinfectant.
- 9.2 Allow the bed to dry completely before using.
- 9.3 Check casters to ensure they lock, if applicable, and roll properly.
- 9.4 Inspect all bed components for damage or excessive wear.
- 9.5 Visually examine all welds for cracks.
- 9.6 Inspect the deck components for bending or damage.
- 9.7 Check actuator ends and its mounting hardware for bending or excessive wear.
- 9.8 Inspect all bolts and fasteners. (Do not over tighten bolts at pivot points.)

## 10. Accessories

Hospital bed accessories are available for selection, and we are continuously expanding our range of accessories.

<input type="checkbox"/> Mattress	
<input type="checkbox"/> Infusion stand	
<input type="checkbox"/> over bed table	



博信康复  
BOXIN RECOVERY

**HEBEI BOXIN RECOVERY EQUIPMENT CO.,LTD.**

## **Three Function Manual**

### **Hospital Bed**

### **User Manual**

**Three Function Manual Medical Bed in this manual are constructed to the following standards: ISO , CE**

※ Product can have different forms of head/foot boards, different side rails ,different casters and different mattress platform.





## 1. Designated Use

This bed is designed for positioning and transporting patients, as an aid to treating, and alleviating illnesses or compensating for injuries or disabilities.



example

## 2. Functions

	<input checked="" type="checkbox"/> Backrest
	<input checked="" type="checkbox"/> Thigh rest
	<input type="checkbox"/> Auto contour
	<input checked="" type="checkbox"/> Bed surface height adjustment function

## 3. Components of the Bed

### 3.1 Headboards and Foot-boards

The standard version of the bed comes with removable head and foot-boards to provide better access to the patient in certain cases.

Aluminum Alloy, Iron,Plastic, wooden,Detachable	
--	--

### 3.2 Side rail

The bed is equipped with safety sides to protect the patient from accidentally falling out of bed.

Aluminum Alloy, Iron,Plastic, wooden, Foldable	
---	--

Risk of Entrapment and Crushing

- ※There is a risk of the patient's limbs being trapped or crushed when lowering the safety sides.
- ※Before lowering the safety sides, ensure that the patient's limbs are not in the path of the safety side rails.

### 3.3 Castor

The bed is equipped with four lockable castors which can be operated separately. As a general rule, always apply the brakes when the bed is not being moved or when a patient is left unattended in the bed.

castor	
--------	--

Warning

- ※As a general rule, always apply the brakes when the bed is not being moved or when a patient is left unattended in the bed.

### 3.4 Chassis

All surfaces are safe for contact with the skin. The mattress base is divided into a backrest, a seat section, a thigh rest and a lower leg rest. The backrest and thigh rest can be adjusted separately.

Plastic or Iron and etc	
-------------------------	--

### 3.5 Control system

To position the desired end of the bed, turn the crank.  
 Raise and lower the cranks at the foot of the bed to make sure they work correctly.

crank	
-------	--

## 4. Technical Data

Overall bed length	2160±mm
--------------------	---------

Overall bed width	960±mm
Overall bed height	500mm
Mattress base length	1900±mm
Mattress base width	900±mm
Backrest angle	0-70°
Leg section angle	0-35°
Height Adjustment	440-640mm
Safe working load, Max. load	250KG
Bed frame on sides	Thickness:1.1mm
Bed frame at ends	Thickness:1.2mm
Bed leg	Thickness:1.0mm
Bed panel	Thickness:0.8mm

## Weight

Safe working load	Example: With Weight of Accessories	= Permissible Weight of Patient
250kg	10kg	240kg
	40kg	210kg

\*The Safe Working Load is the total weight, including the resident, mattress, bedding, head and foot boards, side rails, and other accessories evenly distributed on the sleep deck.

## 5.Packing



Packing type	Carton
Package size	2.16 ± *0.96 ± *0.4 ± m
NW	75kg
GW	80kg

## 6.Manual operation

NOTE: For this procedure, refer to FIGURE6.1





## 7.Warning

- 7.1 This hospital bed may only be operated by persons who have received instruction from the operator in its safe operation. If the hospital bed changes ownership, the instruction manual must be handed over with the bed.
- 7.2 After ANY adjustments, repair or service and BEFORE use, make sure that all attaching hardware is tightened securely - otherwise injury or damage may result.
- 7.3 If any damage or malfunction is suspected, take the bed out of service at once until it has been repaired or the damaged component has been replaced!
- 7.4 This bed must not be modified without authorization by the manufacturer.
- 7.5 Efficient and safe operation combined with maximum protection of patients can only be guaranteed if original accessories are used that are designed for the relevant model of bed!

## 8.Limited Warranty

### LIMITED WARRANTY

Applicable warranty periods commencing from date of shipment are as follows:

- Welds..... 1 year
- Mechanical components ..... 1

## EXCLUSIONS

The warranty does not cover and we shall not be liable for the following:

- 1) Defects, damage, or other conditions caused, in whole or in part, by misuse, abuse, negligence, alteration, accident, freight damage, tampering or failure to seek and obtain repair or replacement in a timely manner;
- 2) Products which are not installed, used, or properly cleaned and maintained as required in the official manual for the applicable product;
- 3) Products considered to be of a non-durable nature including, but not limited to: casters, side rail, IV pole, lifting pole, head/foot board;
- 4) Accessories or parts not provided ;
- 5) Charges by anyone for adjustments, repairs, replacement parts, installation or other work performed upon or in connection with such products which are not expressly authorized in writing, in advance, 6) Any labor or shipping charges incurred in the replacement part installation or repair;
- 7) Costs and expenses of regular maintenance and cleaning;
- 8) Representations and warranties made by any person or entity other than .

## 9.MAINTENANCE, CLEANING AND Inspection




Maintenance and cleaning procedures should be performed at least once a year or as required.

- 9.1 Wipe down the bed with a disinfectant.
- 9.2 Allow the bed to dry completely before using.
- 9.3 Check casters to ensure they lock, if applicable, and roll properly.

- 9.4 Inspect all bed components for damage or excessive wear.
- 9.5 Visually examine all welds for cracks.
- 9.6 Inspect the deck components for bending or damage.
- 9.7 Check actuator ends and its mounting hardware for bending or excessive wear.
- 9.8 Inspect all bolts and fasteners. (Do not over tighten bolts at pivot points.)

## 10. Accessories

Hospital bed accessories are available for selection, and we are continuously expanding our range of accessories.

<input type="checkbox"/> Mattress	
<input type="checkbox"/> Infusion stand	
<input type="checkbox"/> Dining table	



博信康复  
BOXIN RECOVERY

**HEBEI BOXIN RECOVERY EQUIPMENT CO.,LTD.**

## **Five Function Manual**

### **Hospital Bed**

### **User Manual**

**Five Function Manual Medical Bed in this manual are constructed to the following standards: ISO, CE**

※ Product can have different forms of head/foot boards, different side rails ,different casters and different mattress platform.

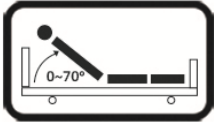
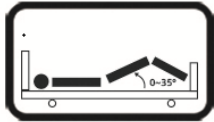

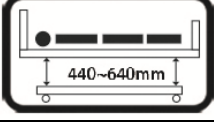
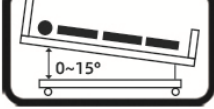
# 1. Designated Use

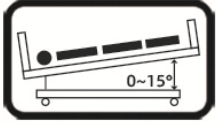
This bed is designed for positioning and transporting patients, as an aid to treating, and alleviating illnesses or compensating for injuries or disabilities.



example

# 2. Functions

	<input checked="" type="checkbox"/> Backrest
	<input checked="" type="checkbox"/> Legrest
	<input checked="" type="checkbox"/> Backrest and legrest move together
	<input checked="" type="checkbox"/> Bed surface height adjustment function
	<input checked="" type="checkbox"/> Reversed Trendelenburg



Trendelenburg

## 3. Components of the Bed

### 3.1 Headboards and Foot-boards

The standard version of the bed comes with removable head and foot-boards to provide better access to the patient in certain cases.

Aluminum Alloy, Iron,Plastic, wooden,Detachable	
--	--

### 3.2 Side rail

The bed is equipped with safety sides to protect the patient from accidentally falling out of bed.

Aluminum Alloy, Iron,Plastic, wooden,Foldable	
--	--

Risk of Entrapment and Crushing

- ※There is a risk of the patient's limbs being trapped or crushed when lowering the safety sides.
- ※Before lowering the safety sides, ensure that the patient's limbs are not in the path of the safety side rails.

### 3.3 Castor

The bed is equipped with 4 castors. As a general rule, always apply the brakes when the bed is not being moved or when a patient is left unattended in the bed.

side castors, central locking	
-------------------------------	--

Warning

- ※As a general rule, always apply the brakes when the bed is not being moved or when a patient is left unattended in the bed.

### 3.4 Chassis

All surfaces are safe for contact with the skin. The mattress base is divided into a backrest, a seat section, a thigh rest and a lower leg rest. The backrest and thigh rest can be adjusted separately.

Plastic or Iron and etc	
-------------------------	--

### 3.5 Control system

To position the desired end of the bed, operate the controller.

crank	
-------	--

## 4. Technical Data

Overall bed length	2160±mm
Overall bed width	960±mm
Overall bed height	440-640mm
Mattress base length	1900±mm
Mattress base width	900±mm
Backrest angle	0-70°
Leg section angle	0-35°
Safe working load, Max. load	250KG
Bed frame on sides	Thickness:1.1mm
Bed frame at ends	Thickness:1.2mm
Bed leg	Thickness:0.8mm
Bed panel	Thickness:1.0mm

## 5. Packing



Packing type	Carton
Package size	2 ± *0.96 ± *0.40 ±m
NW	100kg
GW	110kg

## 6. Manual operation

### Back Rest:

Turn C Crank clockwise, the bad will back rest.

Turn A Crank anticlockwise, the back rest will down.

### Leg Rest:

Turn B Crank clockwise, the bad will leg rest.

Turn B Crank anticlockwise, the leg rest will down.

### Height Adjustment:

A+D=Height Adjustment;

Turn A+D Crank clockwise together, the bed will UP.

Turn A+D Crank anticlockwise together, the bed will down.

### Trendelenburg :

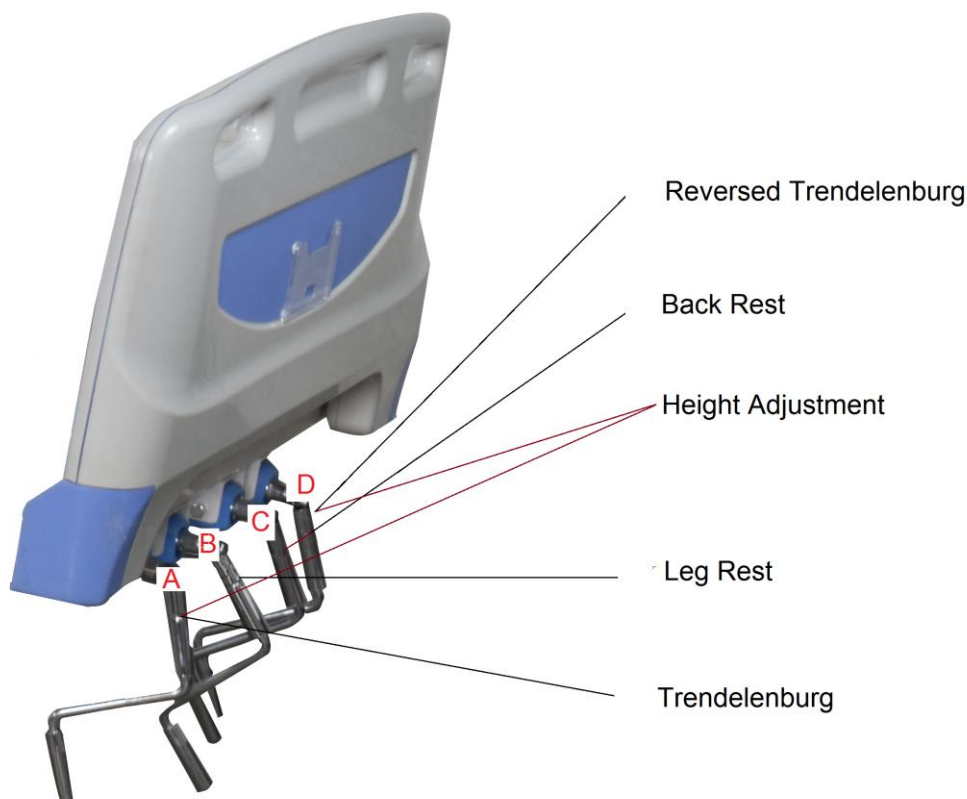
Turn A Crank clockwise, the bad will backwards.

Turn A Crank anticlockwise, the bad will back to horizontal position.

### Reversed Trendelenburg:

Turn D Crank clockwise, the bad will forwards.

Turn D Crank anticlockwise, the bad will back to horizontal position.





## 7.Warning

- 7.1 This hospital bed may only be operated by persons who have received instruction from the operator in its safe operation. If the hospital bed changes ownership, the instruction manual must be handed over with the bed.
- 7.2 After ANY adjustments, repair or service and BEFORE use, make sure that all attaching hardware is tightened securely - otherwise injury or damage may result.
- 7.3 If any damage or malfunction is suspected, take the bed out of service at once until it has been repaired or the damaged component has been replaced!
- 7.4 This bed must not be modified without authorization by the manufacturer.
- 7.5 Efficient and safe operation combined with maximum protection of patients can only be guaranteed if original accessories are used that are designed for the relevant model of bed!

## 8.Limited Warranty

### LIMITED WARRANTY

Applicable warranty periods commencing from date of shipment are as follows:

Welds..... 1 year

Mechanical components ..... 1 year

All other durable components not listed above:.....1 year

## EXCLUSIONS

The warranty does not cover and we shall not be liable for the following:

- 1) Defects, damage, or other conditions caused, in whole or in part, by misuse, abuse, negligence, alteration, accident, freight damage, tampering or failure to seek and obtain repair or replacement in a timely manner;
- 2) Products which are not installed, used, or properly cleaned and maintained as required in the official manual for the applicable product;
- 3) Products considered to be of a non-durable nature including, but not limited to: casters, side rail, IV pole, lifting pole, head/foot board;
- 4) Accessories or parts not provided ;
- 5) Charges by anyone for adjustments, repairs, replacement parts, installation or other work performed upon or in connection with such products which are not expressly authorized in writing, in advance,
- 6) Any labor or shipping charges incurred in the replacement part installation or repair;
- 7) Costs and expenses of regular maintenance and cleaning;
- 8) Representations and warranties made by any person or entity other than .

## 9.MAINTENANCE, CLEANING AND Inspection



Maintenance and cleaning procedures should be performed at least once a year or as required.

- 9.1 Wipe down the bed with a disinfectant.

- 9.2 Allow the bed to dry completely before using.
- 9.3 Check casters to ensure they lock, if applicable, and roll properly.
- 9.4 Inspect all bed components for damage or excessive wear.
- 9.5 Visually examine all welds for cracks.
- 9.6 Inspect the deck components for bending or damage.
- 9.7 Check actuator ends and its mounting hardware for bending or excessive wear.
- 9.8 Inspect all bolts and fasteners. (Do not over tighten bolts at pivot points.)

## 10. Accessories

Hospital bed accessories are available for selection, and we are continuously expanding our range of accessories.

<input type="checkbox"/> Mattress	
<input type="checkbox"/> Infusion stand	

**NÚMERO ANVISA:**

**82696710045**